



**OCTOBER CLASSES, continued**

**Girl's Skirt Fun Marcia**

*Sewing Machine Class.* Learn to take a basic girl's skirt pattern and change it up. You will receive instructions on how to add a band and piping to the lower edge and other easy ideas to make each skirt unique. Make the skirt from either woven or knit fabric. Sizes 1 to 14. Bring the waist and length measurements. Tuesday, Tuesday, Oct. 20 10-1 \$30




**Easy Striped Table Runner Linda**

*Sewing Machine Class.* Pick a fun border print and join Linda for the easiest table runner you will ever make. The magic is in the 60 degree triangle ruler. Five seams and the top is finished! Thursday, Oct. 22 10-1 \$30

**Heirloom Feathers Free-Motion Quilting Chris**

*Sewing Machine Quilting Class.* Want to create free motion feathers like a pro? With a just a couple of tips you will be on your way to quilting wonderful feathers. Come and learn the mechanics of feathers and try out a couple of background designs that will help to enhance your design. Great place to use your "BSR" - Bernina Stitch Regulator. Friday, Oct. 23 10-1 \$30



**Witches or Elves Sweet Feet Cathy**

*Embroidery Machine Class.* These adorable "feet" are embroidered in the hoop and are free-standing to hold a bag of Oreo's. What a cute decoration and gift for someone special on Halloween or Christmas. (Optional: DesignWorks and the CutWork Tool) Saturday, Oct. 24 10-3 \$30



**Learn to Make Leggings Marcia**

*Sewing Machine/Serger Class.* Learn to make a pair of girl's leggings from knit fabric. Knit fabric is easy to sew on once you learn the basic techniques. You will never need to buy them in the stores again. Tuesday, Oct. 27 10-1 \$30

**Turtle Needle Minder Kate**


*Computer, Embroidery Software & Embroidery Class.* Using Software 7, digitize the size and types of needles; then, embroider the design onto fabric. Construct the cute little turtle into the perfect needle minder. Cute Gift Idea! Thursday, Oct. 29 10-2 \$40

**In The Hoop Crossbody Bag Cathy**

*Embroidery Machine.* Create beautiful, personalized Crossbody bags that are stitched right in the hoop of your embroidery machine. Personalized with an included monogram letter. Friday, Oct. 30 10-1 \$30



**Halloween Spirit Sale**

 Come in on October 31 dressed in something you have *sewn or embroidered* that is in the spirit of Halloween and get a special fabric discount for your purchase. 20% off your whole fabric purchase—new or clearance price fabric. (No other discount applies; In-store stock only.) We can't wait to see your ghost, bats, ghouls, spiders, jack-o-lanterns, or other Halloween creatures! We'll take your picture for Facebook - so, smile!

**Saturday, Oct. 31** All Day Special Discount Day

NOVEMBER CLASSES**Snowman Wall Hanging Bonnie**

*Sewing Machine.* A cute snowman wall-hanging created using a curved ruler and applique stitches.

Tuesday, Nov. 3

10-3

\$50

**In The Hoop “Count Down to Christmas” Ornaments/Gift Tags Cathy**

Start now so you can use these “countdown” ornaments for this Christmas holiday. Learn how fun they are to make in the hoop of your embroidery machine.

Tuesday, Nov. 3

6-9

\$30

**OESD “Embroidery Excellence” w/Christy Burcham**

*Lecture/Trunk Show.* Learn essential embroidery techniques, including choosing the right stabilizer, hooping, placement, and more from an embroidery expert: Christy Burcham. You’ll be inspired by the beautiful embroidery samples and projects you can create, and you’ll learn tips to make your embroidery stress-free and fun! This seminar is perfect for embroiderers of all skill levels.

Tuesday, Nov. 10

10 am or 6 pm

\$30

**OESD “It’s All In The Hoop” Hands-On Embroidery Day w/Christy Burcham**

*Hands-on Machine Embroidery.* In this day-long class, you’ll get a chance to make 3 projects, all done in your embroidery hoop. While making three fun hands-on projects you’ll learn several embroidery techniques, including machine applique, free-standing lace, piecing in the hoop, and in-the-hoop zippers. In addition, you’ll learn valuable tips and information on choosing the appropriate stabilizer for your project, hooping techniques, and see tons of project inspirations from OESD. You don’t bring anything—we set up the machines, sewing supplies & project kits. Lunch and Snacks included.

Wednesday, Nov. 11

9:00 am to 4:30 pm

\$99

**Carolyn’s “Gift Wrap” Christmas Apron Carolyn**

*Embroidery Machine, Serger, & Sewing Machine Class.* Make an apron that looks like a gift - to give as a gift or to wear yourself. Personalize with embroidery, make a flower using a rolled hem on the serger. If you do not have a serger, we will have one set up in the classroom.

Tuesday, Nov. 17

10-1

\$30

**Kate’s Embroidered Christmas Apron Kate**

*Machine Embroidery Class.* Using the “Deck The Halls” DesignWorks Collection and your CrystalWork tool, you can create a sparkly and festive apron for the upcoming holiday season.

Thursday, Nov. 19

10-1

\$30

**Linda’s “Merry Christmas” Apron Linda**

*Embroidery machine, serger and ruffler foot class.* Embroider your own “Merry Christmas” apron using the Jumbo Hoop design from the OESD “Holiday Magic” Collection. Making the ruffles will be a breeze with a serger and the Ruffler Foot # 86. If you do not have a serger, we will have one set up in the classroom.

Friday, Nov. 20

10-2

\$40

**Serger PJ/Lounge Pants Cathy**

*Serger Class.* Use your serger to construct a pair of pajama/lounge pants. Adult or child’s size. Pick some fun holiday fabric! (Note—there is a serger pillowcase class on Tuesday, Dec. 1—you could make them to match!)

Tuesday, Nov. 24

10-1 or 6-9

\$30

**NOVEMBER CLASSES, continued**

**Serger Christmas Stocking - Personalized Cathy**

*Serger & Machine Embroidery Class.* Quickly make a Christmas stocking with your serger. I will have the embroidery machine set up to add the name to the cuff, you bring your serger for the construction. (Or, if you don't have a serger, I can set one up for you to use.)

Saturday, Nov. 28 10-2 \$40



**DECEMBER CLASSES**

**Serger Pillowcase Personalized Cathy**

*Serger Class.* Fast but neat seaming is the beauty of using the serger! Construct the pillowcase on the serger. I will have the embroidery machine set up and you bring the serger. (Or, if you don't have a serger, I can set one up for you to use.)

Tuesday, Dec. 1 10-1 or 6-9 \$30

**Child's "Gingerbread Cookie Party" Apron Linda**

*Embroidery Machine Applique Class.* Applique and personalize an oversized Gingerbread Cookie on a Child's apron blank. This apron will be so fun for children to wear during a cookie decorating party or when helping out in the kitchen during the holidays. You might just want one too!

Thursday, Dec. 3 10-1 \$30

**Shirred Girl's Dress or Top Marcia**

*Sewing Machine Class.* Learn to shirr (elastic thread) the neck and sleeves instead of using a casing for elastic and make a dress or top - your choice! Perfect for ages 12 months to 8 years.

Friday, Dec. 4 10-2 \$40

**"In the Hoop" Free-Standing Lace Ornament Linda**



*Embroidery Machine Class.* Learn how to embroider beautiful free-standing lace and free-standing applique ornaments to adorn your holiday tree and packages. Personalize it with the family monogram. This class will give you confidence to tackle larger projects like the exquisite Christmas Village!

Saturday, Dec. 5 10-1 \$30



**Stitch Party - In The Hoop Goodie Bag Toppers Cathy**

*Embroidery Machine Class.* Come to our party and learn how to create these fun in the hoop goody bag toppers. This project is a perfect way to dress up a simple gift.

Saturday, Dec. 5 2-5 \$30



**Town And Country Backpack Carolyn**

*Sewing Machine Class.* A great backpack that shows off your love of fabrics. It can be as sophisticated or as funky as you want. There are many pockets including 2 zippered pockets to secure your most valuable items.

Tuesday, Dec. 8 10-3 \$50



DECEMBER CLASSES, continued

**Cathy's Word Art Christmas Apron Cathy**

*Computer Class.* Learn to use your BERNINA Software 7 to create this cute tree-shaped word art apron for Christmas. Learn to install the fonts into your computer and create the design for stitching.



Tuesday, Dec. 8 6-9 \$30

**Creating Cutwork Silhouettes Placemats Cathy**

*Computer Class.* Learn to create a cutwork file from an existing embroidery design using the *Holiday Silhouette Applique Embroidery Collection* and the DesignWorks software. (Software 7 - Optional). Decorate purchased placemats with snowflakes or holiday designs.



Wednesday, Dec. 9 10-3 \$50

**Bonnie's Christmas Apron Bonnie**

*Computer & Embroidery Machine Class.* Use a graphic picture (jpeg) and transfer it into a PaintWork File using the DesignWorks Software. Add an embroidered initial and some bling for the holidays.

Thursday, Dec. 10 10-2 \$40

**Glam Bag Carolyn**

*Sewing Machine Class.* There are endless possibilities making this bag. In class, your outside fabric will be made with twisted tucks. The purse has 2 zipper pockets, 1 open pocket, 8 credit card slots, & a cell phone pocket.

Tuesday, Dec. 15 10-3 \$50


**In The Hoop Personalized Gift Tags Cathy**

*Computer & Embroidery Class.* Using the *Holiday Magic* embroidery collection, and your Software 7, create personalized gift tags that will make your gift giving even more special. Create them & stitch them in class.

Wed., Dec. 16 10-2 \$40

**Community Service w/Bonnie — Patient Pouch Tote Bags for Children's Hospital**

Tote bags for the Children's Hospital — This is a simple tote bag with a fun applique to decorate it. We will be asking for simple items to put into the bags to help young patients keep busy while waiting for treatment at the hospital. Join us for this day of giving and community!



Thursday, Dec. 17 10 am NC

You are invited to our  
**Customer Christmas Party**


Join us for a Christmas Party! Christmas music, snacks, discounts, and a quick "make-it & take-it" project. Let us know you will be attending.


Saturday, Dec. 12 1:00 pm NC


**Wishing you all a Merry Christmas & Happy New Year**

From Your Sewing Friends at Sewing Machine Station



| Sun   | Mon | Tue   | Wed   | Thu   | Fri  | Sat   |
|---|-----|---|---|---|--|---|
| <div style="border: 2px solid blue; padding: 5px; text-align: center;"> <b>October 2015 Foot of the Month -<br/>25% Off MSRP<br/>Braiding Foot #21</b> </div> |     |   |  | 1 Joy Table<br>Runner #1<br>10-1                  | 2 Machine<br>Embroidery "ME"<br>Club 1:00<br>Download Fonts<br>6-9 | 3 New Owner's<br>Quilted<br>Pillow 10-3   |
| 4   | 5   | 6 Mylar Applique<br>In the Hoop<br>10-1                             | 7 New Owner's<br>Embroidery 101 #1<br>10-1 or 6-9                                 | 8 Joy Table<br>Runner #2<br>10-1                  | 9 Austin Bluebird<br>BOM #5 10-2                                   | 10 <b>Super Sew<br/>Day</b> 10 am   |
| 11  | 12  | 13 Laura's<br>Zip Tote 10-3<br>Sergers Christmas<br>Quilt #1 6-9 pm | 14 New Owner's<br>Embroidery 101 #2<br>10-1 or 6-9                                | 15 Digitize a<br>Split Letter<br>Monogram<br>10-1 | 16 How to<br>Download<br>Embroidery<br>Designs 10-1 or 6-9         | 17 Software<br>Inspirations<br>10 or 2  |
| 18  | 19  | 20 Girl's Skirt<br>Fun 10-1<br>Sergers Christmas<br>Quilt #2 6-9 pm | 21 New Owner's<br>Sewing Machine<br>Basics<br>10-1 or 6-9                         | 22 Easy Striped<br>Table Runner<br>10-1           | 23 Heirloom Feathers<br>Free-Motion<br>Quilting 10-1               | 24 Sweet Feet<br>Embroidery<br>10 - 3<br>(Witch or Elf)                               |
| 25  | 26  | 27 Learn to Make<br>Leggings 10-1                                   | 28  | 29 Turtle Needle<br>Minder<br>10-2                | 30 In The Hoop<br>Embroidery<br>Crossbody Bag<br>10-1              | 31 New Owner's<br>Software 7 Class<br>#1 10 - 1<br><b>*Halloween<br/>Spirit Sale*</b> |

| Sun  | Mon | Tue  | Wed  | Thu   | Fri   | Sat  |
|--|-----|--|--|---|---|--|
| 1  | 2   | 3 Snowman<br>Wall hanging 10-3<br><br>In The Hoop<br>Christmas Count-<br>down 6-9 pm | 4 New Owners<br>Buttonholes<br>& Zipper<br>10-1 or 6-9                   | 5   | 6 Machine<br>Embroidery<br>"ME" Club 1:00       | 7  |
| 8  | 9   | 10 OESD "Embroidery<br>Excellence"<br>w/Christy Burcham<br>10 am or 6 pm             | 11 OESD<br>"It's All in the Hoop"<br>w/Christy Burcham<br>9 am - 4:30 pm | 12 DesignWorks<br>Decoded 10 am<br>"Winter Wonder-<br>land"                                       | 13 Austin Bluebird<br>BOM #6 10-2               | 14 New Owner's<br>Sewing Machine<br>Zipper Bag<br>10-3 |
| 15   | 16  | 17 Carolyn's<br>"Gift Wrap"<br>Christmas Apron<br>10-1                               | 18 New Owners<br>Stitch Fun<br>10-1 or 6-9                               | 19 Kate's<br>Embroidered<br>Christmas Apron<br>10-1   | 20 Linda's "Merry<br>Christmas" Apron -<br>10-2 | 21 Software<br>Inspirations<br>10 or 2                 |
| <div style="border: 2px solid blue; padding: 5px; text-align: center;"> <b>November 2015<br/>Foot of the Month -<br/>25% Off MSRP<br/>Edge Stitch Foot<br/>10/10C/10D</b> </div> |     | 24 Serger<br>PJ/Lounge Pants<br>10-1 or 6-9  | 25   | 26 <br>CLOSED | 27  | 28 Serger<br>Christmas<br>Stocking<br>10-2             |

| Sun                          | Mon | Tue   | Wed   | Thu  | Fri   | Sat   |
|------------------------------|-----|---|---|--|---|---|
|                              |     | 1<br><i>Personalized Serger Pillowcase</i><br>10-1 or 6-9                                     | 2<br><i>New Owner's Rolling, Piping &amp; Ruffling</i><br>10-1 or 6-9 | 3<br><i>Child's "Gingerbread Cookie Party Apron"</i><br>10-1               | 4<br><i>Shirred Girl's Dress or Top</i> 10-2  | 5<br><i>Free-Standing Lace Ornament</i> 10-1<br><br><i>Stitch Party</i> 2-5 |
| 6                            | 7   | 8<br><i>Town &amp; Country Backpack</i> 10-3<br><i>Cathy's WordArt Christmas Apron</i><br>6-9 | 9<br><i>CutWork Silhouette Placemats</i><br>10-3                      | 10<br><i>Bonnie's PaintWork Christmas Apron</i><br>10-2                    | 11<br><i>Austin Bluebird BOM #7</i><br>10-2   | 12<br><i>Customer Christmas Party</i><br>1:00                               |
| 13                           | 14  | 15<br><i>Glam Bag</i><br>10-3   | 16<br><i>In The Hoop Gift Tags</i> 10-3                               | 17<br><i>Community Service— Tote Bags For Children's Hospital</i><br>10 am | 18  | 19<br><i>New Owners Software 7 #2 Editor</i><br>10-1                        |
| 20                           | 21  | 22  | 23  | 24<br><i>Close Early</i><br>9 am to 1 pm                                   | 25<br><i>Merry Christmas</i><br> | 26<br><i>Closed</i>   |
| 27                           | 28  | 29  | 30  | 31<br><i>Close Early</i><br>9 am to 1 pm                                   |   |   |
| No Club Meetings in December |     |   |   |  |   |   |

### All About Embroidery

Kate will guide you in this monthly session focused on Machine Embroidery. See & learn embroidery ideas, techniques, and stabilizers. This class meets once a month. Come to one or all the monthly classes. No machine required. Take home a CD of project ideas and information. Please register. Fee \$15 per session.

\*Friday, Oct. 2      **What's in Your Wallet**      1:00  
 \*Friday, Nov. 6      **Vested Interest**      1:00  
 \*Friday, Dec.      **No Meeting**

### Software Inspirations

A hands-on BERNINA Embroidery Software 7 lesson. Bring your laptop and learn new features and possibilities each month. Take home a CD of project ideas and software instruction. Please register to attend: 615-373-1600. Fee \$15 per session.

\*Sat., Oct. 17      **In The Hoop**      10 or 2  
 \*Sat., Nov. 21      **Coming Up Roses**      10 or 2  
 \*Sat., Dec.      **No Meeting**

### DesignWorks Decoded

In this once a quarter hands-on computer class, learn new features and possibilities of the BERNINA DesignWorks Software. Bring your laptop—no machine required. Take home a CD of project ideas and information. Please register. Fee \$15 per session.

\*Thursday, Nov. 12      **"Winter Wonderland" - Snowflake Quilt**      10:00

Snowflake Applique with beautiful decorative cover stitching. Coordinated quilting patterns with PaintWork and CrystalWork embellishments.

# Embroidery Quilt Block Of the Month 2016

## *Hearts Afire!*

Join us on *January 9, 2016 at 1:00 pm* to learn about the Block of the Month quilt class we are offering. Kate and Bonnie will have some samples for you to see and will give you the basic information on the classes.  
No charge for this introduction session.

Techniques include: Embroidery appliqué, Multi-hooping, CutWork Tool, Machine piecing, Quilting in the Hoop and lots of guidance & fun.

### **BERNINA Sewing Machine Station**

91 Seaboard Lane #102  
Brentwood, TN 37027  
615-373-1600    smstation@hotmail.com

Join Kate and Bonnie to make a beautiful lap size embroidery appliqué quilt. This block-of-the-month quilt class will guide you through the process of creating a lap-size machine embroidered quilt, and machine piecing the blocks. Meets the second Thursday or Saturday of the month from 10 to 3.

Class Fee: \$ 200 (10 classes)  
Fabric Kit Fee: \$150 (lap quilt)

- Thursdays: Feb. 11, March 10, April 7, May 12, June 9, Aug. 11, Sept 8, Oct. 6, Nov. 10 (Thursday is Full)
- Saturdays: Feb. 13, March 12, April 9, May 14, June 11, Aug. 13, Sept. 10, Oct. 8, Nov. 12 (Some Space Still Available)

