



# BERNINA Sewing Machine Station

91 Seaboard Lane, Suite 107  
Brentwood, TN 37027

April/May/June 2009

615-373-1600

Hours: Mon.– Sat. 9 to 5 pm  
Evening by appointment

## “PIECES OF EIGHT” Sewing Seminar

You’ve heard it’s big, you’ve heard it’s fast, but what is it REALLY going to do for your sewing and embroidery projects? If you want to see just how the Bernina 830 will enhance your sewing life then don’t miss “Pieces of Eight.” Presented by Bernina Educator, Nina McVeigh, she will take us through an exciting journey of projects for all of our sewing lives using features requested by sewers everywhere. Come experience the machine that is changing the sewing world. Even if the 830 is a machine in your dreams, this lecture/demo will give you many ideas to use on your current sewing machine.



Nina McVeigh—Bernina Educator

Thursday, May 14

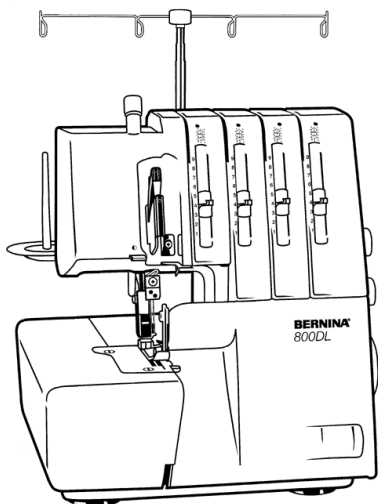
10:00—12:30 OR 6:00—8:30

Call to register. Fee \$15.00

## SERGER TEST DRIVE

Are you trying to decide if you want a serger?  
Are you unsure what a serger is or does?

Have your questions answered with hands-on experience.  
Non-serger owners learn how a serger can make your sewing,  
easier, faster, and more professional.



Make a pieced and ruffled  
pillow with a zipper clo-  
sure.

THURSDAY, APRIL 30  
10-1 OR 6-9  
FEE \$15

Register to hold your  
place in class.

## BERNINA CLUB

**You’re Invited!**

Join other sewing enthusiasts and learn  
new sewing techniques. See a demon-  
stration and try out the techniques dur-  
ing our round robin sewing. We meet  
once a month. Bring some show & tell;  
we love to see what you are making.

Saturday, April 25      1:00 pm  
Spring Fever Clothing

Saturday, May 30      1:00 pm  
The Best of Home: Pillows

Saturday, June      No Meeting

### KIDS QUILT CAMP

JUNE 8—11TH

9:30—12:30

FEE: \$100

Machines Provided during class.

Call for info.

Email: [smstation@hotmail.com](mailto:smstation@hotmail.com)  
[www.sewingmachinestation.com](http://www.sewingmachinestation.com)



## April 2009—Bernina Sewing Machine Station


Sun	Mon	Tue	Wed	Thu	Fri	Sat
			1	2	3	4 <i>Embroidered Crazy Quilt</i> 10-3
5	6	7	8	9	10	11 <i>Crazy Quilt Assembly</i> 10-1
12 <i>EASTER</i>	13	14 <i>Mastery #4</i> 10-1 or 6-9	15	16 <i>Free Motion</i> 10-1 or 6-9	17 <i>Heirloom Sewing w/your Bernina</i> 10-1 or 6-9	18  <i>Software Sampler</i> 1:00 pm
19	20 <i>Deco Embroidery</i> 10-1 or 6-9	21 <i>Mastery #5</i> 10-1 or 6-9	22 <i>Software Lesson #1</i> 10-1 or 6-9	23 <i>Stabilizer Organizer</i> 10-1 or 6-9	24 <i>Mastery #1</i> 10-1 or 6-9	25  <i>Bernina Club</i> 1:00 pm
26	27	28 <i>Embroidery Quick Start</i> 10-1 or 6-9	29 <i>Appliqué by Machine Embroidery</i> 10-1 or 6-9	30 <i>Serger Test Drive—Serge A Pillow</i> 10-1 or 6-9		

## May 2009—Bernina Sewing Machine Station

Sun	Mon	Tue	Wed	Thu	Fri	Sat
					1 <i>Mastery #2</i> 10-1 or 6-9	2 <i>Satin Stitch Appliqué with Anita</i> 10-1
3	4 <i>Serger Basics #1</i> 10-1 or 6-9	5	6	7 <i>Quilted Pillow</i> 9:30-1 or 6-9:30	8 <i>Mastery #3</i> 10-1 or 6-9	9 <i>Kate's Daughter getting married!</i>
10	11 <i>Serger Basics #2</i> 10-1 or 6-9	12	13	14 <i>Bernina Seminar</i> 10-12:30 or 6-8:30	15 <i>Mastery #4</i> 10-1 or 6-9	16 <i>Plain Jane Quilt</i> 10-5
17	18 <i>Binding Basics</i> 10-1 or 6-9	19	20 <i>Embroidery on Ribbon</i> 10-1 or 6-9	21	22	23 <i>Pillowcase</i> 9:30—12:30 <b>Software Sampler 1:00</b>
24/31	25 <i>Bernette Lesson #1</i> 10-12:30 or 6-8:30	26 <i>Embroidery Lesson #1</i> 10-1 or 6-9	27 <i>Corner Embroidered Napkins</i> 10-1 or 6-9	28 <i>Serger Quick Start</i> 10-1 or 6-9	29	30  <i>Bernina Club</i> 1:00

# June 2009—Bernina Sewing Machine Station

Sun	Mon	Tue	Wed	Thu	Fri	Sat
	1 <i>Bernette Lesson #2</i> 10-12:30 or 6-8:30	2 <i>Embroidery Lesson #2</i> 10-1 or 6-9	3 <i>Free Motion</i> 10-1 or 6-9	4 <i>Exploring Explorations</i> 10-1 or 6-9	5 <i>Scallop Placemat #1</i> 6-8:30	6 <i>Retro Apron</i> 10-2
7	8	9	10	11	12 <i>Scallop Placemat #2</i> 6-8:30	13 <i>Serger Heirloom</i> 10-3
Kids Quilt Camp June 8—11 from 9:30 to 12:30						
14	15 <i>Software Lesson #2</i> 10-1 or 6-9	16 <i>Embroidery Lesson 3</i> 10-1 or 6-9	17 <i>American Girl Doll Gown</i> 10-1 or 6-9	18 <i>Crocheted Edgings</i> 10-1 or 6-9	19 <i>Aurora Embroidery Party</i> 10-1 or 6-9	20 <i>Embroidered Crazy Quilt</i> 10-3
21	22 <i>Sewing Quick Start</i> 10-1 or 6-9	23	24	25	26	27
Bernina University June 25—30th						
28	29	30				



## BERNINA EMBROIDERY SOFTWARE VERSION 6 COMING SOON!

**Save \$50 when you pre-order the upgrade.**

**OR**

**Purchase Designer Plus V5 for \$1199.00 and  
get the upgrade to V6 for \$299 (regular \$499).**

Valid April 1st to August 31, 2009. No other discount applies.

## CLASS POLICIES

Don't forget to ask for a supply list when you sign up for a class and be sure to bring your regular sewing supplies such as scissors, pins, markers, etc.

\*\*Please make sure we have a daytime phone number for you. This will allow us to give you a reminder call.

See our web site for a complete list of class policies:  
[http://sewingmachinestation.com/class\\_schedule](http://sewingmachinestation.com/class_schedule) .



Can't find the embroidery design you want? Try OESD on-line. Thousands of designs available to download directly to your computer. You can purchase a single design or a group of designs and download them for immediate use.

**[www.embroideryonline.com](http://www.embroideryonline.com)**  
Select code number **101-98-1176**  
Now you are ready to shop!

# Classes

## **Embroidered Crazy Quilt Kate**

Blocks will be embroidered in the hoop and then put together in any number of beautiful ways to make a table topper, pillow or full sized quilt. Come and learn several new and fun techniques used to make the beautiful crazy quilt. 1 Class.

Sat. April 4 10-3 \$25  
Sat. June 20 10-3 \$25

## **Crazy Quilt Assembly Chris**

You made the blocks in the Crazy Quilt class, now Chris will help you put them together to make the quilt.

Sat. April 11 10-1 \$15

## **Basic Free Motion Quilting Chris**

Learn free motion quilting using your Bernina. Learn preparation and technique of free motion. All Bernina machines welcome. BSR will also be taught. 2 Sessions to choose from.

Thurs. April 16 10-1 or 6-9 \$15  
Wed. June 3 10-1 or 6-9 \$15

## **Quilted Scallop Placemat Chris**

Learn the basics of straight line quilting and make this reversible table decoration.

Fri, June 5 & 12 6-8:30 \$25

## **Heirloom Sewing with your Bernina Cathy**

Create a sampler book of heirloom techniques for reference. Learn lace to lace, lace to fabric, entredeux, and puffing and the best presser foot for the best results. Kit Fee.

Fri., April 17 10-1 or 6-9 \$15

## **Stabilizer Organizer Kate**

Kate has come up with a creative way to keep track of your stabilizers using your embroidery and sewing machine.

Thurs., April 23 10-1 or 6-9 \$15

## **Appliqué by Machine Embroidery Kate**

Learn to use your embroidery machine to create lovely embroidery designs. Once you get started with this you won't want to stop. You will want to create sets for every season.

Wed. April 29 10-1 or 6-9 \$15

## **Satin Stitch Appliqué Anita**

Anita will help you accomplish beautiful, smooth satin-stitched appliqué. This type of appliqué can be applied to a variety of projects: children's' clothes, home dec, and tote bags/purses.

Sat. May 2 10-1 \$15

## **Quilted Pillow with Ruffle Chris**

Jump start your free motion skills & create a decorative pillow.

Thurs. May 7 9:30-1 or 6-9:30 \$20

## **Plain Jane Blanket Chris**

A quilt that gives you a canvas for your free-motion quilting. Piece this quilt, plan out the free motion and add a lovely scalloped border.

Sat., May 16 10-5 \$35

## **Binding Basics Chris**

The neatness and decorative aspect of a perfectly bound edge will be an eye-catching element of your quilt, garment or craft project. Learn how to create quality binding.

Mon. May 18 10-1 or 6-9 \$15

## **Embroidery on Ribbons Kate**

Whether you want to make ties for your stabilizer rolls or cute designs for hair ribbons, Kate will teach you some easy ways to embroider on ribbon.

Wed. May 20 10-1 or 6-9 \$15

## **Embroidery Pillowcase Chris**

Make a fun pillowcase. Don't have embroidery? Use ours! Don't own a serger? Use ours! When you see how fast these are, you will want to make one for everyone.

Sat., May 23 9:30 - 12:30 \$15

## **Corner Embroidery Napkins Kate**

Make some new Spring napkins while you learn a pretty technique to decorate the corner of a napkin. The embroidery design will be included with the class so you can go home and make a whole set. Embroidery placement plus some appliqué techniques will be used in this class.

Wed. May 27 10-1 or 6-9 \$15

## **Retro Apron Chris**

A great way to show off your favorite fabrics and personality. . .not to mention keeping your clothes clean while you cook. After you make one, you will want to make one for every occasion.

Sat. June 6 10-2 \$20

## **Serger Heirloom Cathy**

The serger creates beautiful heirlooms. Learn the heirloom techniques with a serger. Serge a baby gown. If you don't own a serger, you may use one of ours.

Sat. June 13 10-3 \$25

## **American Girl Doll Nightgown Kate**


This time make a pretty little nightgown where you will learn helpful techniques in doll clothes construction. We'll add a matching mop cap for plenty of sweet dreams. The dress pattern & instructions will be included in the class.

Wed. June 17 10-1 or 6-9 \$15

## **Crocheted Edgings Kate**

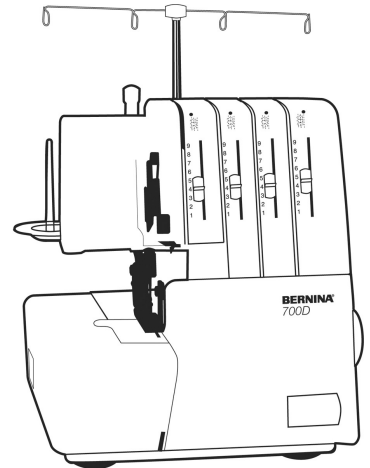
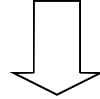
Laces, edgings and insertions all created using your Bernina decorative sewing stitches. Create your own lovely edging on a decorative hand towel.

Thurs., June 18 10-1 or 6-9 \$15



← BUY THIS, AND

YOU  
CAN  
GET  
THIS  
FREE.



BUY ANY BERNINA AURORA 440QE OR 450  
AND GET A BERNINA 700D SERGER FREE.

OFFER GOOD APRIL 1 - APRIL 30, 2009.

SOME RESTRICTIONS APPLY. SEE DEALER FOR DETAILS.  
NO OTHER DISCOUNT APPLIES. FINANCING AVAILABLE—ASK DEALER FOR  
DETAILS.

**BERNINA<sup>+</sup>**  
**SEWING MACHINE STATION**

91 Seaboard Lane #107  
Brentwood, TN 37027